

# EMPLOYEE CAMPUS AND PARKING MAPS



Rochester, Minnesota

### Extended Campus Information

**Assisi Heights**  
1001 14th Street NW  
Rochester, MN 55901

**Mayo and Gonda Buildings**  
200 First Street SW  
Rochester, MN 55905

**Mayo Employees Federal Credit Union**  
*Main Office, Cascade Lake*  
130 23rd Avenue SW  
Rochester, MN 55902  
*41st Street*  
3990 41st Street NW  
Rochester, MN 55901  
*Canal Place Office (Not shown)*  
4463 Canal Place SE,  
Rochester, MN 55904

**Mayo Express Care Northwest Plaza**  
3454 55th Street NW  
Rochester, MN 55901  
*Hy-Vee South*  
500 Crossroads Drive SW  
Rochester, MN 55902

**Mayo Family Clinic - Northeast**  
3041 Stonehedge Drive NE  
Rochester, MN 55906

**Mayo Family Clinic - Northwest**  
41 Street Professional Bld.  
4111 Highway 52 North  
Rochester, MN 55901

**Mayo Foundation House**  
701 4th Street SW  
Rochester, MN 55904

**Mayo Support Center**  
4001 41st Street NW  
Rochester, MN 55901

**Rochester Methodist Hospital**  
201 West Center Street  
Rochester, MN 55902

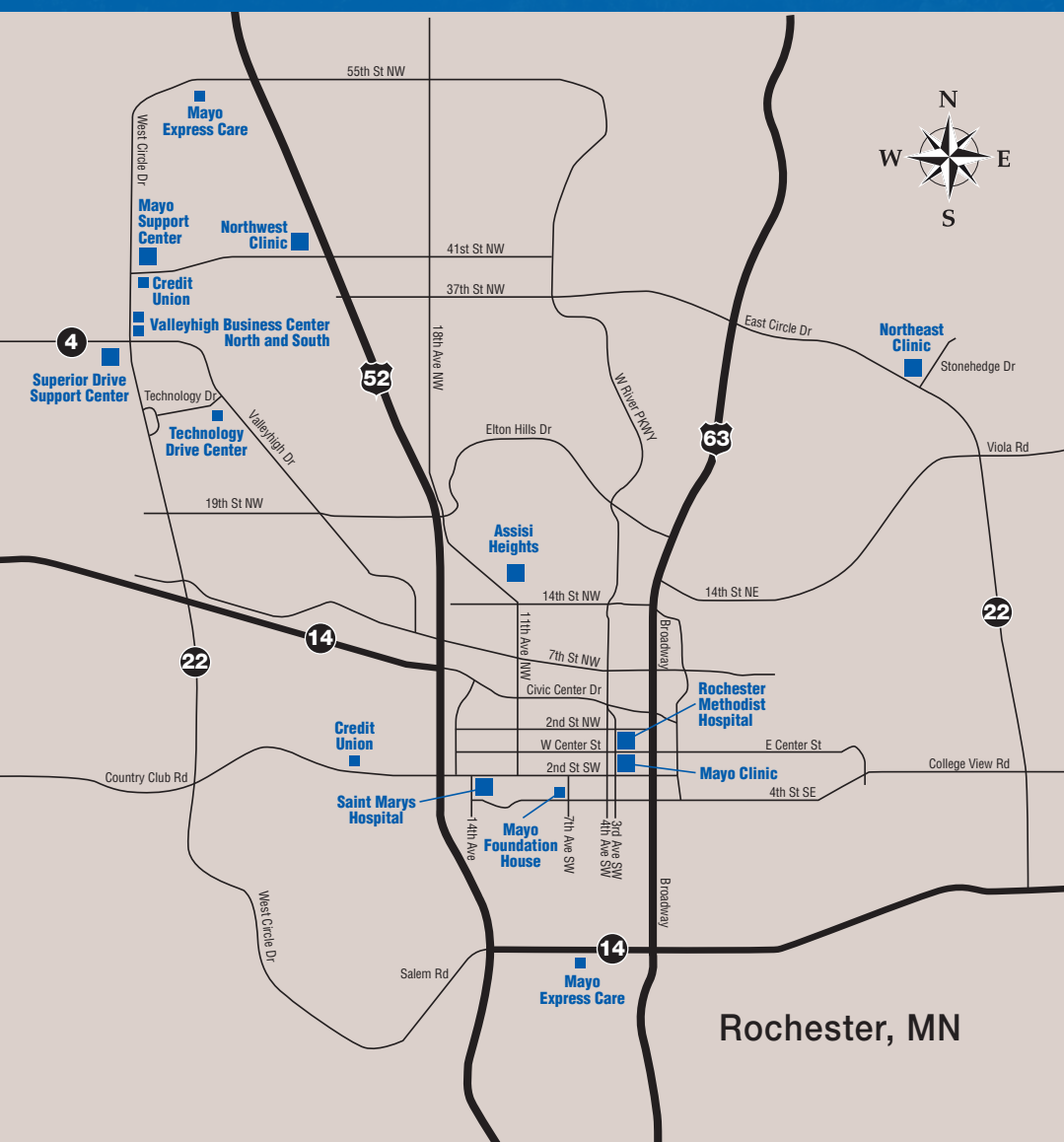
**Saint Marys Hospital**  
1216 Second Street SW  
Rochester, MN 55902

**Superior Drive Support Center**  
3050 Superior Drive NW  
Rochester, MN 55901

**Technology Drive Center**  
3434 Technology Drive NW  
Rochester MN, 55901

**Valleyhigh Business Center North**  
3535 40th Ave NW  
Suites 101, 203  
Rochester, MN 55901

**Valleyhigh Business Center South**  
3425 40th Ave NW  
Suites 100, 115, 200, 215  
Rochester, MN 55901

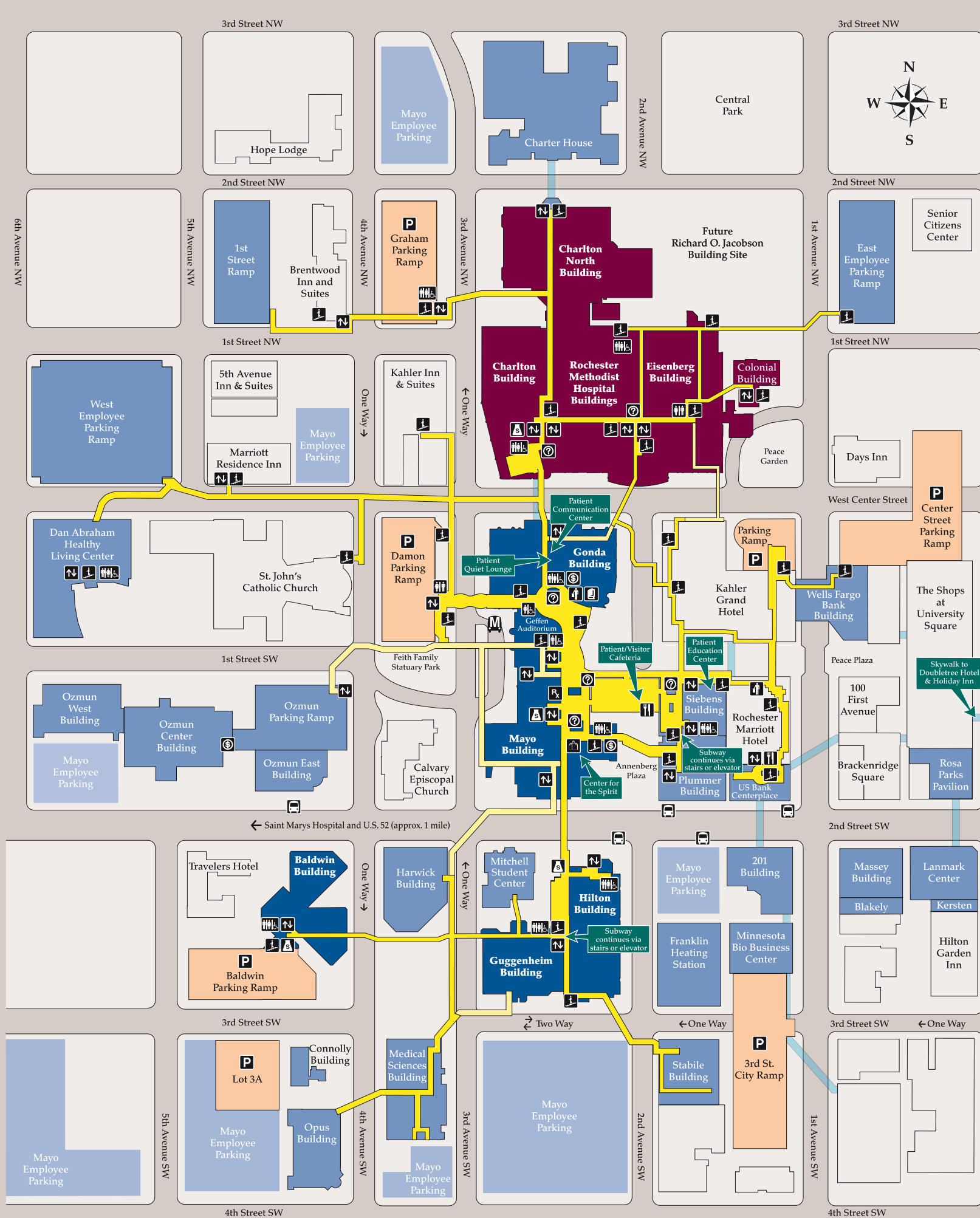


©2012 Mayo Foundation for Medical Education and Research | MC1663-11rev1112

### Downtown and Saint Marys Campus Employee Parking

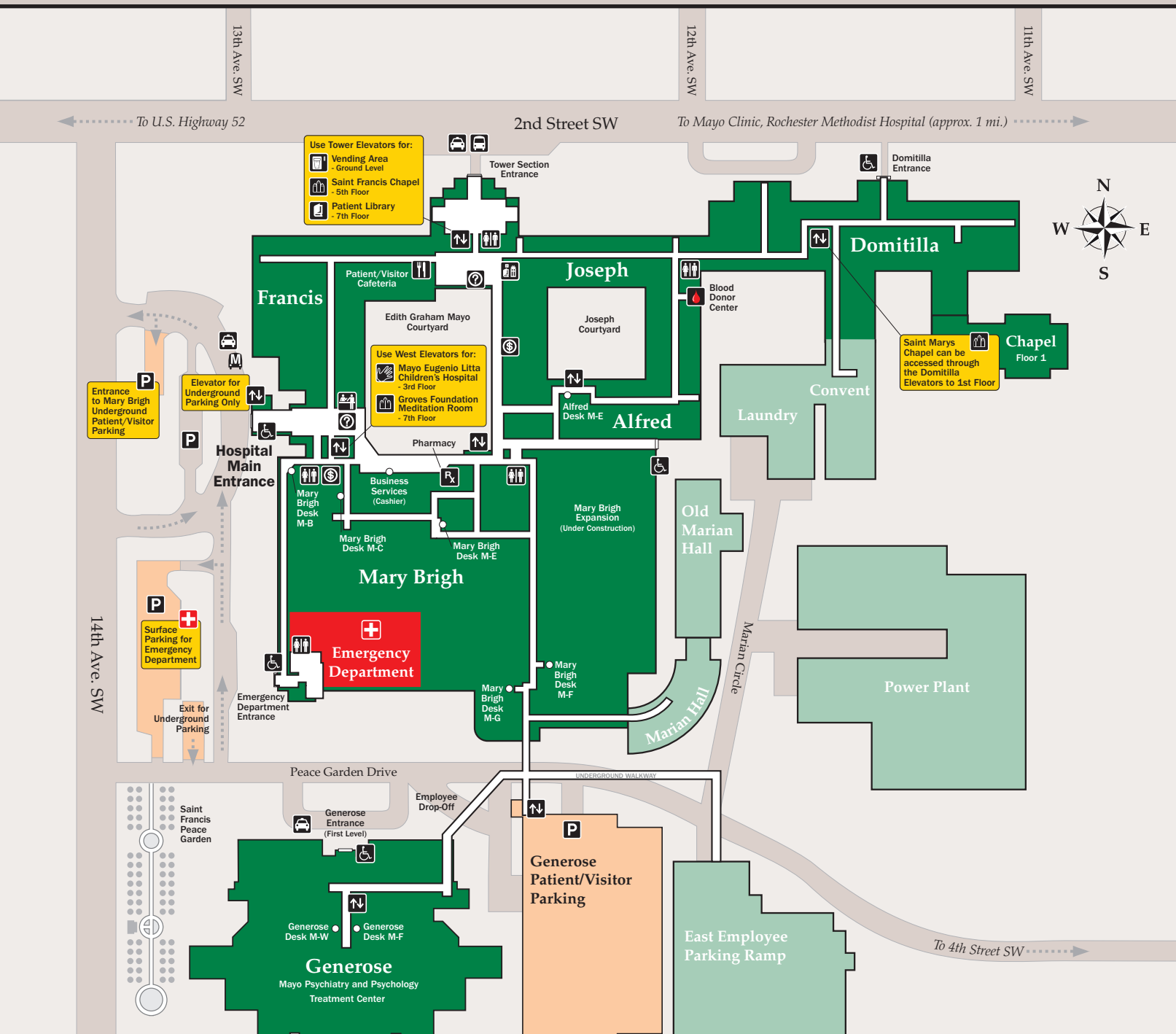
Patient Parking	Rochester Methodist Hospital
Staff Consultants, Residents, Employee	Saint Marys Hospital Buildings
Staff Consultants Only	Entrance to Parking Area
Special Parking	Handicap Parking Available
Patient Care Buildings	Subway Entrance
Non-Patient Care Buildings	Bike Rack





- ### Downtown Campus
- Mayo Clinic Patient Care Buildings
  - Mayo Clinic Non-Patient Care Buildings
  - Rochester Methodist Hospital
  - Patient/Visitor Parking
  - Subway Level Walkways
  - Skyway Access
  - ATM/Cash Machine
  - Access to Food
  - Elevator
  - Information Desk
  - Newsstand
  - Pharmacy
  - Prayer/Meditation Space
  - Public/City Bus Stop on Street Level
  - Restrooms
  - Retail Area, Gift Shop
  - Shuttle to Saint Marys Hospital on Street Level
  - Specimen Drop-off
  - Stairs to Street Level

- DoubleTree Hotel Rochester
  - 1st Street Parking Ramp
  - Associated Bank Building
  - Holiday Inn
  - 2nd Street Parking Ramp
- All primary entrances are accessible to the disabled except for the following:**  
**Plummer Building:** Enter through Siebens Building  
**Colonial Building:** Enter through Eisenberg Building



- ### Saint Marys Campus
- Saint Marys Patient Care Buildings
  - Saint Marys Non-Patient Care Buildings
  - Patient/Visitor Parking
  - Admissions
  - ATM/Cash Machine
  - Access to Food
  - Elevator
  - Emergency Department
  - Gift Shop
  - Handicap Entrance
  - Information Desk
  - Library
  - Mayo Eugenio Litta Children's Hospital
  - Pharmacy
  - Prayer/Meditation Space
  - Public/City Bus Stop
  - Restrooms (Handicap Access)
  - Shuttle to Mayo Clinic Gonda Building
  - Taxi
  - Vending Area
- All primary entrances are accessible to the disabled except for the following:**  
**Tower Section Entrance, Francis Building**